

SAMPLE DETAILS

SAMPLE NAME: Color Cones

Non-Cannabis, Product Inhalable

CULTIVATOR / MANUFACTURER

Business Name:

License Number:

Address:

DISTRIBUTOR / TESTED FOR

Business Name: Sparky's

License Number:

Address:

SAMPLE DETAIL

Batch Number:

Sample ID: 260115N027

Date Collected: 01/15/2026

Date Received: 01/15/2026

Batch Size:




Sample Size: 1.0 unit

Unit Mass:

Serving Size:

Scan QR code to verify
authenticity of results.

SAFETY ANALYSIS - SUMMARY

Pesticides:  PASSMycotoxins:  PASSResidual Solvents:  PASSHeavy Metals:  PASSMicrobiology (PCR):  PASS

For quality assurance purposes. Not a Regulatory Hemp Lab Test Report. These results relate only to the sample included on this report. This report shall not be reproduced, except in full, without written approval of the laboratory.

Sample Certification: California Code of Regulations Title 4 Division 19. Department of Cannabis Control Business and Professions Code. Reference: Sections 26100, 26104 and 26110, Business and Professions Code.

Decision Rule: Statements of conformity (e.g. Pass/Fail) to specifications are made in this report without taking measurement uncertainty into account. Where statements of conformity are made in this report, the following decision rules are applied: PASS - Results within limits/specifications, FAIL - Results exceed limits/specifications.

References: limit of detection (LOD), limit of quantification (LOQ), not detected (ND), not tested (NT), $\mu\text{g/g}$ = ppm, $\mu\text{g/kg}$ = ppb, too numerous to count >250 cfu/plate (TNTC), colony-forming unit (cfu)



Approved by: Josh Wurzer
Chief Compliance Officer
Date: 03/11/2026

Amendment to Certificate of Analysis 260115N027-003



Pesticide Analysis

PESTICIDE TEST RESULTS - 01/22/2026 ✔ PASS

Pesticide and plant growth regulator analysis utilizing high-performance liquid chromatography-mass spectrometry (HPLC-MS) or gas chromatography-mass spectrometry (GC-MS).

*GC-MS utilized where indicated.

Method: QSP 1212 - Analysis of Pesticides and Mycotoxins by LC-MS or QSP 1213 - Analysis of Pesticides by GC-MS

| COMPOUND | LOD/LOQ (µg/g) | ACTION LIMIT (µg/g) | MEASUREMENT UNCERTAINTY (µg/g) | RESULT (µg/g) | RESULT |
|----------------------|----------------|---------------------|--------------------------------|---------------|--------|
| Abamectin | 0.032 / 0.097 | 0.3 | N/A | ND | PASS |
| Acephate | 0.006 / 0.018 | 5 | N/A | ND | PASS |
| Acequinocyl | 0.009 / 0.027 | 4 | N/A | ND | PASS |
| Acetamiprid | 0.016 / 0.049 | 5 | N/A | ND | PASS |
| Aldicarb | 0.030 / 0.090 | ≥ LOD | N/A | ND | PASS |
| Allethrin | 0.030 / 0.092 | | N/A | ND | |
| Atrazine | 0.006 / 0.019 | | N/A | ND | |
| Azadirachtin | 0.082 / 0.248 | | N/A | ND | |
| Azoxystrobin | 0.003 / 0.009 | 40 | N/A | ND | PASS |
| Benzovindiflupyr | 0.003 / 0.009 | | N/A | ND | |
| Bifenazate | 0.003 / 0.009 | 5 | N/A | ND | PASS |
| Bifenthrin | 0.021 / 0.064 | 0.5 | N/A | ND | PASS |
| Boscalid | 0.003 / 0.009 | 10 | N/A | ND | PASS |
| Buprofezin† | 0.006 / 0.019 | | N/A | ND | |
| Captan | 0.045 / 0.135 | 5 | N/A | ND | PASS |
| Carbaryl | 0.007 / 0.020 | 0.5 | N/A | ND | PASS |
| Carbofuran | 0.003 / 0.008 | ≥ LOD | N/A | ND | PASS |
| Chlorantraniliprole | 0.006 / 0.018 | 40 | N/A | ND | PASS |
| Chlordane* | 0.010 / 0.032 | ≥ LOD | N/A | ND | PASS |
| Chlorfenapyr* | 0.005 / 0.015 | ≥ LOD | N/A | ND | PASS |
| Chlormequat chloride | 0.022 / 0.066 | | N/A | ND | |
| Chlorpyrifos | 0.013 / 0.039 | ≥ LOD | N/A | ND | PASS |
| Clofentezine | 0.003 / 0.009 | 0.5 | N/A | ND | PASS |
| Clothianidin | 0.008 / 0.025 | | N/A | ND | |
| Coumaphos | 0.003 / 0.010 | ≥ LOD | N/A | ND | PASS |
| Cyantraniliprole | 0.003 / 0.010 | | N/A | ND | |
| Cyfluthrin | 0.052 / 0.159 | 1 | N/A | ND | PASS |
| Cypermethrin | 0.051 / 0.153 | 1 | N/A | ND | PASS |
| Cyprodinil† | 0.003 / 0.008 | | N/A | ND | |
| Daminozide | 0.026 / 0.077 | ≥ LOD | N/A | ND | PASS |
| Deltamethrin | 0.059 / 0.180 | | N/A | ND | |
| Diazinon | 0.006 / 0.017 | 0.2 | N/A | ND | PASS |
| Dichlorvos (DDVP) | 0.012 / 0.038 | ≥ LOD | N/A | ND | PASS |
| Dimethoate | 0.003 / 0.009 | ≥ LOD | N/A | ND | PASS |
| Dimethomorph | 0.016 / 0.050 | 20 | N/A | ND | PASS |
| Dinotefuran | 0.010 / 0.030 | | N/A | ND | |
| Diuron | 0.013 / 0.040 | | N/A | ND | |
| Dodemorph | 0.012 / 0.035 | | N/A | ND | |
| Endosulfan sulfate | 0.016 / 0.048 | | N/A | ND | |
| Endosulfan-α* | 0.004 / 0.014 | | N/A | ND | |
| Endosulfan-β* | 0.006 / 0.019 | | N/A | ND | |

Continued on next page



Pesticide Analysis *Continued*

PESTICIDE TEST RESULTS - 01/22/2026 *continued* ✔ PASS

| COMPOUND | LOD/LOQ (µg/g) | ACTION LIMIT (µg/g) | MEASUREMENT UNCERTAINTY (µg/g) | RESULT (µg/g) | RESULT |
|---------------------------------------|-------------------|------------------------|-----------------------------------|------------------|--------|
| Ethoprophos | 0.003 / 0.009 | ≥ LOD | N/A | ND | PASS |
| Etofenprox | 0.014 / 0.042 | ≥ LOD | N/A | ND | PASS |
| Etozazole | 0.007 / 0.020 | 1.5 | N/A | ND | PASS |
| Etridiazole* | 0.002 / 0.005 | | N/A | ND | |
| Fenhexamid | 0.003 / 0.008 | 10 | N/A | ND | PASS |
| Fenoxycarb | 0.003 / 0.010 | ≥ LOD | N/A | ND | PASS |
| Fenpyroximate | 0.007 / 0.020 | 2 | N/A | ND | PASS |
| Fensulfothion | 0.003 / 0.010 | | N/A | ND | |
| Fenthion | 0.003 / 0.010 | | N/A | ND | |
| Fenvalerate [‡] | 0.033 / 0.099 | | N/A | ND | |
| Fipronil | 0.003 / 0.010 | ≥ LOD | N/A | ND | PASS |
| Flonicamid | 0.007 / 0.022 | 2 | N/A | ND | PASS |
| Fludioxonil | 0.003 / 0.010 | 30 | N/A | ND | PASS |
| Fluopyram [‡] | 0.003 / 0.009 | | N/A | ND | |
| Hexythiazox | 0.003 / 0.010 | 2 | N/A | ND | PASS |
| Imazalil | 0.003 / 0.009 | ≥ LOD | N/A | ND | PASS |
| Imidacloprid | 0.003 / 0.010 | 3 | N/A | ND | PASS |
| Iprodione | 0.077 / 0.233 | | N/A | ND | |
| Kinoprene | 0.077 / 0.233 | | N/A | ND | |
| Kresoxim-methyl | 0.006 / 0.019 | 1 | N/A | ND | PASS |
| λ-Cyhalothrin | 0.068 / 0.206 | | N/A | ND | |
| Malathion | 0.003 / 0.009 | 5 | N/A | ND | PASS |
| Metalaxyl | 0.003 / 0.010 | 15 | N/A | ND | PASS |
| Methiocarb | 0.003 / 0.008 | ≥ LOD | N/A | ND | PASS |
| Methomyl | 0.008 / 0.025 | 0.1 | N/A | ND | PASS |
| Methoprene | 0.172 / 0.521 | | N/A | ND | |
| Mevinphos | 0.008 / 0.024 | ≥ LOD | N/A | ND | PASS |
| MGK-264 | 0.015 / 0.047 | | N/A | ND | |
| Myclobutanil | 0.003 / 0.009 | 9 | N/A | ND | PASS |
| Naled | 0.021 / 0.064 | 0.5 | N/A | ND | PASS |
| Novaluron | 0.002 / 0.005 | | N/A | ND | |
| Oxamyl | 0.017 / 0.051 | 0.2 | N/A | ND | PASS |
| Paclobutrazol | 0.003 / 0.010 | ≥ LOD | N/A | ND | PASS |
| Parathion-methyl | 0.016 / 0.050 | ≥ LOD | N/A | ND | PASS |
| Pentachloronitrobenzene (Quintozene)* | 0.004 / 0.012 | 0.2 | N/A | ND | PASS |
| Permethrin | 0.056 / 0.168 | 20 | N/A | ND | PASS |
| Phenothrin | 0.016 / 0.047 | | N/A | ND | |
| Phosmet | 0.007 / 0.020 | 0.2 | N/A | ND | PASS |
| Piperonyl Butoxide | 0.010 / 0.029 | 8 | N/A | ND | PASS |
| Pirimicarb | 0.003 / 0.009 | | N/A | ND | |
| Prallethrin | 0.015 / 0.046 | 0.4 | N/A | ND | PASS |

Continued on next page



Pesticide Analysis *Continued*

PESTICIDE TEST RESULTS - 01/22/2026 *continued* ✔ PASS

| COMPOUND | LOD/LOQ (µg/g) | ACTION LIMIT (µg/g) | MEASUREMENT UNCERTAINTY (µg/g) | RESULT (µg/g) | RESULT |
|--------------------|----------------|---------------------|--------------------------------|---------------|--------|
| Propiconazole | 0.027 / 0.080 | 20 | N/A | ND | PASS |
| Propoxur | 0.003 / 0.008 | ≥ LOD | N/A | ND | PASS |
| Pyraclostrobin | 0.003 / 0.010 | | N/A | ND | |
| Pyrethrins | 0.016 / 0.049 | 1 | N/A | ND | PASS |
| Pyridaben | 0.005 / 0.017 | 3 | N/A | ND | PASS |
| Pyriproxyfen | 0.003 / 0.009 | | N/A | ND | |
| Resmethrin | 0.013 / 0.039 | | N/A | ND | |
| Spinetoram | 0.003 / 0.010 | 3 | N/A | ND | PASS |
| Spinosad | 0.003 / 0.010 | 3 | N/A | ND | PASS |
| Spirodiclofen | 0.031 / 0.093 | | N/A | ND | |
| Spiromesifen | 0.016 / 0.050 | 12 | N/A | ND | PASS |
| Spirotetramat | 0.003 / 0.010 | 13 | N/A | ND | PASS |
| Spiroxamine | 0.020 / 0.062 | ≥ LOD | N/A | ND | PASS |
| Tebuconazole | 0.003 / 0.010 | 2 | N/A | ND | PASS |
| Tebufenozide | 0.003 / 0.008 | | N/A | ND | |
| Teflubenzuron | 0.007 / 0.022 | | N/A | ND | |
| Tetrachlorvinphos | 0.003 / 0.008 | | N/A | ND | |
| Tetramethrin | 0.021 / 0.063 | | N/A | ND | |
| Thiabendazole | 0.006 / 0.020 | | N/A | ND | |
| Thiacloprid | 0.003 / 0.009 | ≥ LOD | N/A | ND | PASS |
| Thiamethoxam | 0.003 / 0.010 | 4.5 | N/A | ND | PASS |
| Thiophanate-methyl | 0.013 / 0.040 | | N/A | ND | |
| Trifloxystrobin | 0.003 / 0.009 | 30 | N/A | ND | PASS |



Mycotoxin Analysis

MYCOTOXIN TEST RESULTS - 01/22/2026 ✔ PASS

Mycotoxin analysis utilizing high-performance liquid chromatography-mass spectrometry (HPLC-MS).

Method: QSP 1212 - Analysis of Pesticides and Mycotoxins by LC-MS

| COMPOUND | LOD/LOQ (µg/kg) | ACTION LIMIT (µg/kg) | MEASUREMENT UNCERTAINTY (µg/kg) | RESULT (µg/kg) | RESULT |
|-----------------|-----------------|----------------------|---------------------------------|----------------|--------|
| Aflatoxin B1 | 1.6 / 5.0 | | N/A | ND | |
| Aflatoxin B2 | 1.4 / 4.1 | | N/A | ND | |
| Aflatoxin G1 | 1.6 / 4.9 | | N/A | ND | |
| Aflatoxin G2 | 1.6 / 5.0 | | N/A | ND | |
| Ochratoxin A | 1.6 / 5.0 | 20 | N/A | ND | PASS |
| Total Aflatoxin | | 20 | | ND | PASS |



Residual Solvents Analysis

Residual Solvent analysis utilizing gas chromatography-mass spectrometry (GC-MS).

Method: QSP 1204 - Analysis of Residual Solvents by GC-MS

Total Butanes = n-Butane + 2-Methylpropane (Isobutane)
Total Pentanes = n-Pentane + 2-Methylbutane (Isopentane) + 2,2-Dimethylpropane (Neopentane)
Total Hexanes = n-Hexane + 2,2-Dimethylbutane (Neohexane) + 2,3-Dimethylbutane / 2-Methylpentane (Isohexane) + 3-Methylpentane
Total Heptanes = 2,2-Dimethylpentane (Neoheptane) + 2,3-Dimethylpentane + 2,4-Dimethylpentane + 3,3-Dimethylpentane + 2,2,3-Trimethylbutane (Triptane) + 2-Methylhexane (Isoheptane) + 3-Methylhexane + 3-Ethylpentane + n-Heptane
Total Xylenes = 1,2-Dimethylbenzene (o-Xylene) + 1,3-Dimethylbenzene (m-Xylene) / 1,4-Dimethylbenzene (p-Xylene) + Ethylbenzene

RESIDUAL SOLVENTS TEST RESULTS - 01/20/2026 ✔ PASS

| COMPOUND | LOD/LOQ (µg/g) | ACTION LIMIT (µg/g) | MEASUREMENT UNCERTAINTY (µg/g) | RESULT (µg/g) | RESULT |
|---|----------------|---------------------|--------------------------------|---------------|--------|
| Propane | 0.234 / 0.781 | 5000 | N/A | ND | PASS |
| 2-Methylpropane (Isobutane) | 0.052 / 0.173 | | N/A | ND | |
| n-Butane | 0.019 / 0.063 | 5000 | N/A | ND | PASS |
| Total Butanes | | | | ND | |
| 2-Methylbutane (Isopentane) | 0.310 / 1.035 | | N/A | ND | |
| 2,2-Dimethylpropane (Neopentane) | 0.035 / 0.117 | | N/A | ND | |
| n-Pentane | 0.310 / 1.033 | 5000 | N/A | ND | PASS |
| Total Pentanes | | | | ND | |
| 2,2-Dimethylbutane (Neohexane) | 9.831 / 32.77 | | N/A | ND | |
| 2,3-Dimethylbutane / 2-Methylpentane (Isohexane) | 0.381 / 1.271 | | N/A | ND | |
| 3-Methylpentane | 0.109 / 0.365 | | N/A | ND | |
| n-Hexane | 0.110 / 0.366 | 290 | N/A | ND | PASS |
| Total Hexanes | | | | ND | |
| Cyclohexane | 0.357 / 1.190 | | N/A | ND | |
| 2,2-Dimethylpentane (Neoheptane) | 0.493 / 1.642 | | N/A | ND | |
| 2,3-Dimethylpentane | 1.009 / 3.365 | | N/A | ND | |
| 2,4-Dimethylpentane | 0.737 / 2.458 | | N/A | ND | |
| 3,3-Dimethylpentane | 0.198 / 0.660 | | N/A | ND | |
| 2,2,3-Trimethylbutane (Triptane) | 0.521 / 1.738 | | N/A | ND | |
| 2-Methylhexane (Isoheptane) | 0.610 / 2.034 | | N/A | ND | |
| 3-Methylhexane | 0.235 / 0.785 | | N/A | ND | |
| 3-Ethylpentane | 0.304 / 1.012 | | N/A | ND | |
| n-Heptane | 13.12 / 43.72 | 5000 | N/A | ND | PASS |
| Total Heptanes | | | | ND | |
| Cycloheptane | 0.597 / 1.989 | | N/A | ND | |
| Benzene | 0.089 / 0.295 | 1 | N/A | ND | PASS |
| Toluene | 0.115 / 0.382 | 890 | N/A | ND | PASS |
| Cumene | 0.180 / 0.600 | | N/A | ND | |
| 1,3-Dimethylbenzene (m-Xylene) / 1,4-Dimethylbenzene (p-Xylene) | 0.451 / 1.502 | | N/A | ND | |
| 1,2-Dimethylbenzene (o-Xylene) | 0.387 / 1.289 | | N/A | ND | |
| Ethylbenzene | 0.370 / 1.233 | | N/A | ND | |
| Total Xylenes | | 2170 | | ND | PASS |
| Methanol | 53.92 / 163.4 | 3000 | N/A | ND | PASS |
| Ethanol | 8.984 / 27.23 | 5000 | N/A | ND | PASS |
| 1-Propanol | 1.540 / 5.133 | | N/A | ND | |
| 2-Propanol (Isopropyl Alcohol) | 8.421 / 25.52 | 5000 | N/A | ND | PASS |

Continued on next page



Residual Solvents Analysis

Continued

RESIDUAL SOLVENTS TEST RESULTS - 01/20/2026 *continued* ✔ PASS

| COMPOUND | LOD/LOQ (µg/g) | ACTION LIMIT (µg/g) | MEASUREMENT UNCERTAINTY (µg/g) | RESULT (µg/g) | RESULT |
|--------------------------------------|----------------|---------------------|--------------------------------|---------------|--------|
| 1-Butanol | 0.475 / 1.582 | | N/A | ND | |
| 2-Butanol | 7.248 / 24.16 | | N/A | ND | |
| 1-Pentanol | 1.461 / 4.869 | | N/A | ND | |
| Acetone | 10.59 / 32.08 | 5000 | N/A | ND | PASS |
| 2-Butanone | 0.169 / 0.564 | | N/A | ND | |
| Tetrahydrofuran | 0.622 / 2.075 | | N/A | ND | |
| Ethyl Ether | 0.197 / 0.658 | 5000 | N/A | ND | PASS |
| Ethylene Glycol | 3.803 / 12.68 | | N/A | ND | |
| 2-Ethoxyethanol | 1.235 / 4.118 | | N/A | ND | |
| 1,2-Dimethoxyethane | 2.116 / 7.052 | | N/A | ND | |
| 1,4-Dioxane | 0.468 / 1.558 | | N/A | ND | |
| Ethylene Oxide | 0.253 / 0.844 | 1 | N/A | ND | PASS |
| Ethyl Acetate | 1.123 / 3.745 | 5000 | N/A | ND | PASS |
| Isopropyl Acetate | 0.347 / 1.158 | | N/A | ND | |
| Chloroform | 0.251 / 0.838 | 1 | N/A | ND | PASS |
| Dichloromethane (Methylene Chloride) | 2.651 / 8.838 | 1 | N/A | ND | PASS |
| Trichloroethylene | 0.299 / 0.996 | 1 | N/A | ND | PASS |
| 1,2-Dichloroethane | 0.162 / 0.541 | 1 | N/A | ND | PASS |
| 1,1-Dichloroethene | 0.185 / 0.616 | | N/A | ND | |
| 1,2-Dichloroethene | 0.428 / 1.427 | | N/A | ND | |
| Sulfolane | 47.66 / 158.9 | | N/A | ND | |
| Dimethyl Sulfoxide | 6.168 / 20.56 | | N/A | ND | |
| Acetonitrile | 1.595 / 4.833 | 410 | N/A | ND | PASS |
| Pyridine | 0.407 / 1.355 | | N/A | ND | |
| N,N-Dimethylacetamide | 0.127 / 0.422 | | N/A | ND | |
| N,N-Dimethylformamide | 0.946 / 3.153 | | N/A | ND | |

Heavy Metals Analysis

HEAVY METALS TEST RESULTS - 01/25/2026 ✔ PASS

Heavy metal analysis utilizing inductively coupled plasma-mass spectrometry (ICP-MS).

Method: QSP 1160 - Analysis of Heavy Metals by ICP-MS

| COMPOUND | LOD/LOQ (µg/g) | ACTION LIMIT (µg/g) | MEASUREMENT UNCERTAINTY (µg/g) | RESULT (µg/g) | RESULT |
|----------|----------------|---------------------|--------------------------------|---------------|--------|
| Arsenic | 0.02 / 0.1 | 1.5 | N/A | <LOQ | PASS |
| Cadmium | 0.02 / 0.05 | 0.5 | N/A | ND | PASS |
| Lead | 0.04 / 0.1 | 0.5 | N/A | <LOQ | PASS |
| Mercury | 0.002 / 0.01 | 3 | N/A | <LOQ | PASS |



Microbiology Analysis

PCR

Analysis conducted by polymerase chain reaction (PCR) and fluorescence detection of microbiological contaminants.

Method: QSP 1221 - Analysis of Microbiological Contaminants

MICROBIOLOGY TEST RESULTS (PCR) - 01/20/2026 ✔ PASS

| COMPOUND | ACTION LIMIT (cfu/g) | RESULT (cfu/g) | RESULT |
|---|----------------------|----------------|--------|
| <i>Aspergillus flavus</i> | Not Detected in 1g | ND | PASS |
| <i>Aspergillus fumigatus</i> | Not Detected in 1g | ND | PASS |
| <i>Aspergillus niger</i> | Not Detected in 1g | ND | PASS |
| <i>Aspergillus terreus</i> | Not Detected in 1g | ND | PASS |
| Bile-Tolerant Gram-Negative Bacteria | | ND | |
| <i>Campylobacter</i> spp. | | ND | |
| <i>Candida albicans</i> | | ND | |
| <i>Listeria monocytogenes</i> | | ND | |
| <i>Pseudomonas aeruginosa</i> | | ND | |
| <i>Salmonella</i> spp. | Not Detected in 1g | ND | PASS |
| Shiga toxin-producing <i>Escherichia coli</i> | Not Detected in 1g | ND | PASS |
| <i>Staphylococcus aureus</i> | | ND | |
| <i>Yersinia</i> spp. | | ND | |

NOTES

Reason for Amendment: Order Detail Information Change